


DEC



DEC exhaust grilles for clean environments are designed to achieve optimal design conditions while guaranteeing simple operation (easy to clean and maintain, perfect planarity with the surfaces) and are available in a wide range of sizes.

MATERIAL AND FINISH

- DEC A: structure e diffuser panel in anodized aluminum.
- DEC S: AISI 304 stainless steel structure and panel.

APPLICATION

- Clean rooms.
- Operating rooms.
- Laboratories.
- Industrial departments where high air cleanliness level is required.

VERSIONS

- FL P: perforated panel + prefilter G4
- FL F: perforated panel + terminal filter th. 68 mm
- FL PF: perforated panel + prefilter G4 + terminal filter th. 68 mm
- FL R: perforated panel + damper type GT007
- FL PR: perforated panel + prefilter G4 + damper GT007.
- FL PFR: perforated panel + prefilter G4 + terminal filter th. 68 mm + damper GT007.
- ATEX II 2 GD T6.

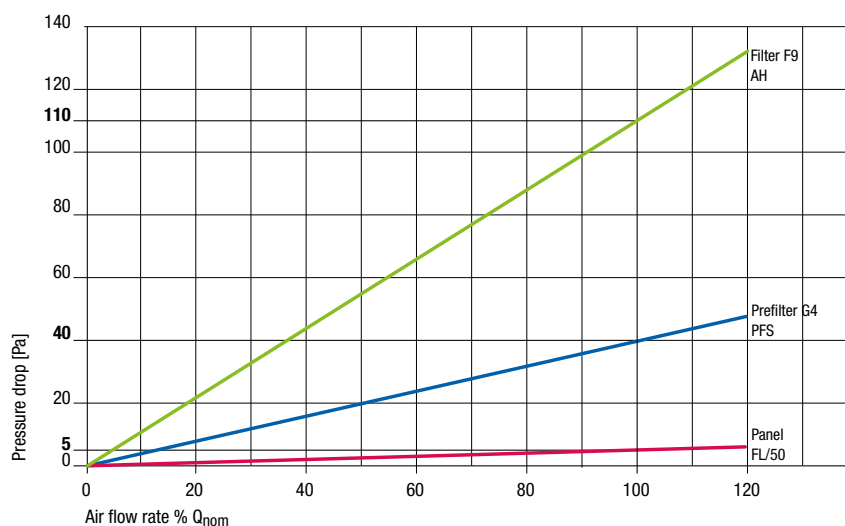
ACCESSORIES

- Perforated panel closed with magnet.
- Mirror finish (for version DEC S).

TECHNICAL DATA

Code	Nominal air flow rate Q [m ³ /h]	Pressure drop Δp [Pa]		
		FL/50 Panel	PFS ISO 16890 Coarse 60%	AH ISO 16890 ePM ₁ 85%
3	400	5	40	110
42	750	5	40	110
4	1500	5	40	110
8	2250	5	40	110
9	3000	5	40	110

For applications with HEPA filters H13-H14, contact our Sales Office

CHARACTERISTIC CURVES

DEC A

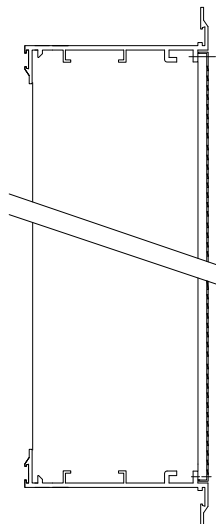
DIMENSIONS

Code	Dimensions [mm]										
	PFS prefilter						AH final filter			GT 007 damper	
	W	H	L	W ₂	H ₂	L ₂	W ₃	H ₃	L ₃	W _D	H _D
3	326	326	123	266	266	23	305	305	68	300	300
42	631	326	123	574	270	23	610	305	68	600	300
4	631	631	123	574	574	23	610	610	68	2 pcs 300	600
8	935	631	123	880	574	23	915	610	68	2 pcs 450	600

VERSIONS

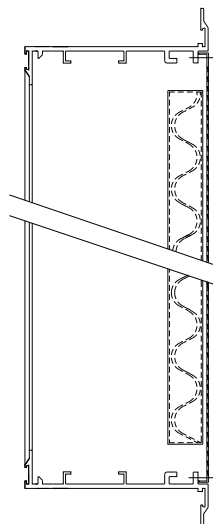
DEC A FL/50

Perforated panel



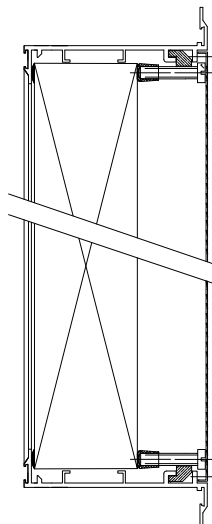
DEC A FL/50 P

Perforated panel + Prefilter PFS



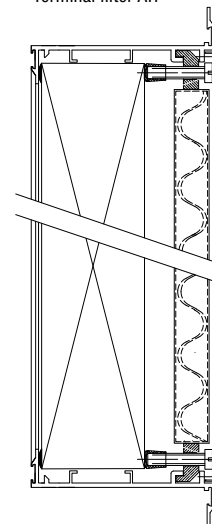
DEC A FL/50 F

Perforated panel + Terminal filter AH



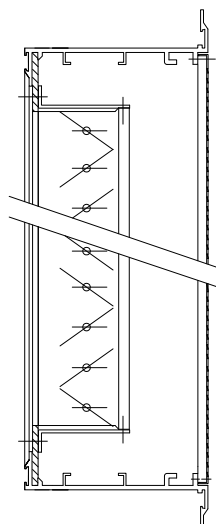
DEC A FL/50 PF

Perforated panel + Prefilter PFS + Terminal filter AH



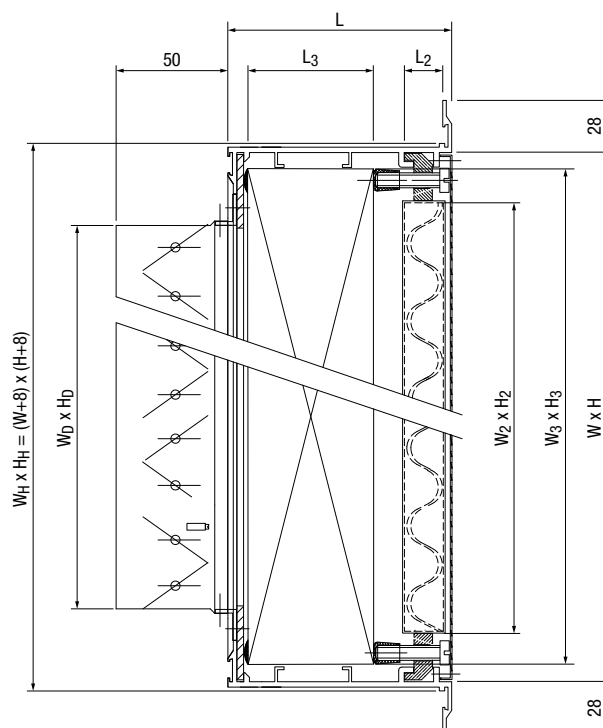
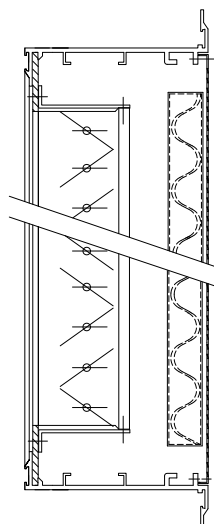
DEC A FL/50 R

Perforated panel + Damper GT007



DEC A FL/50 PR

Perforated panel + Damper GT007 + Prefilter PFS



DEC A FL/50 PFR

Perforated panel + Damper GT 007 + Prefilter PFS + Terminal filter AH

DEC S

DIMENSIONS

Code	Dimensions [mm]									
	Prefilter PFO/S					AH final filter			GT007 Damper	
	W	H	W ₂	H ₂	L ₂	W ₃	H ₃	L ₃	W _D	H _D
3	349	349	304	304	48	305	305	68	300	300
42	654	349	610	304	48	610	305	68	600	300
4	654	654	610	610	48	610	610	68	2 pcs 300	600
8	959	654	914	610	48	915	610	68	2 pcs 450	600

VERSIONS

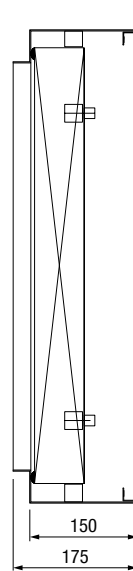
DEC S FL/50
Perforated panel



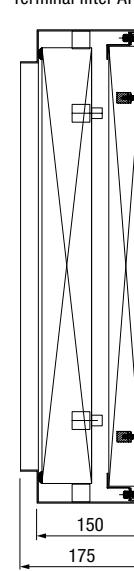
DEC S FL/50 P
Perforated panel +
Prefilter PFO/S



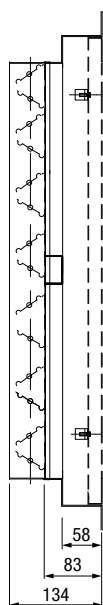
DEC S FL/50 F
Perforated panel +
Terminal filter AH



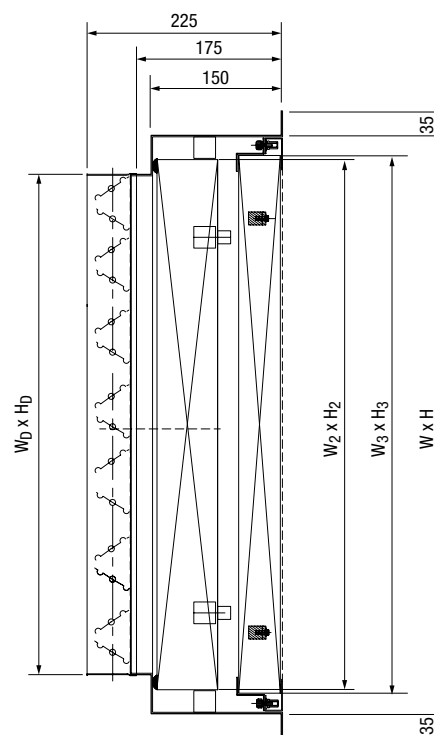
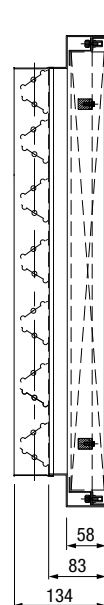
DEC S FL/50 PF
Perforated panel +
Prefilter PFO/S +
Terminal filter AH



DEC S FL/50 R
Perforated panel +
Damper GT007



DEC S FL/50 PR
Perforated panel +
Damper GT007 +
Prefilter PFO/S



DEC S FL/50 PFR
Perforated panel + Damper GT 007 + Prefilter PFO/S + Terminal filter AH